




# Lesson 25



## WORDS TO KNOW HIGH-FREQUENCY WORDS

city  
myself  
school  
party  
seven  
buy  
please  
family

Vocabulary  
Reader



Context  
Cards



# Words to Know

Read  
Together

- Read each Context Card.
- Use a blue word to tell about something you did.

1

**city**

They moved to the **city** from the country.



2

**myself**

I took the box into the house all by **myself**.






3

**school**

He met many new friends at **school**.



4

**party**


They had a **party** for their new classmate.



5

**seven**

She will bring **seven** apples to school.



6

**buy**


She will **buy** a plant for her friend.



7

**please**

"**Please** play with us," they said.



8

**family**

They invited the **family** to come in.





# Background

Read  
Together

## ✓ WORDS TO KNOW Moving Away

What might happen if your family moved to a new city? You might need seven boxes to pack your things. You might ask, "Can I pack these myself, please?" At your old school, friends might have a party for you and buy you a gift!



What would you pack if you were moving?  
What would remind you of your old friends?

# Comprehension

Read  
Together

## ✓ TARGET SKILL Understanding Characters

Remember that you can learn a lot about story **characters** from the things they say and do. Use what characters say and do as clues to figure out how they feel and why they act as they do.

Characters: boy, girl, king, queen

What other characters could be in this story?




As you read **The New Friend**, find out about the new friend and what the boys say, do, and feel.

Speaking	Acting	Feeling



## Main Selection



### WORDS TO KNOW

city	seven
myself	buy
school	please
party	family



### TARGET SKILL

**Understanding Characters** Tell more about characters.




### TARGET STRATEGY

**Summarize** Stop to tell important events as you read.


### GENRE

**Realistic fiction** is a story that could happen in real life.

Meet the Author

## María Puncel

María Puncel lives in Spain. She writes her books in Spanish. Many of them have been translated into English, including **El Amigo Nuevo**.



Meet the Illustrator


## Ed Martinez

Ed Martinez grew up with a painter in the family. His father was an artist! As a boy, Mr. Martinez got started by drawing horses. Now he draws pictures for magazines and books.



# The New Friend


by María Puncel • illustrations by Ed Martinez



## Essential Question

What clues tell you what a character is like?






Martin, Luis, and I lived in the city.  
Next door was an old house. No  
one had lived there for a long time.



One day a work crew came with pails and brushes. They started to wash and paint the empty house.






An oil painting of a house with a red car and a boy sitting in the foreground. The house is yellow with white trim. A red car is parked on the street. A boy is sitting on a green couch in the foreground, looking towards the house. A man in a light blue shirt and dark pants is walking up the steps of the house.

After they were done, and the paint had dried, the house looked pretty and new.


The next day a big truck pulled up. It was full of crates and boxes. A crew unloaded the boxes off the truck. A new family would soon live there.








Today Luis went over to the house next door.  
He met a boy called Makoto. Then we all met  
Makoto. Makoto was seven years old—just  
like us.






Before long, we found out that Makoto played soccer. He could keep running and running. He was good at learning things, too. He learned all of our names by the end of the game.







Soon Makoto's family was all moved in. We met his mother and father. They were glad that Makoto had made some new friends.



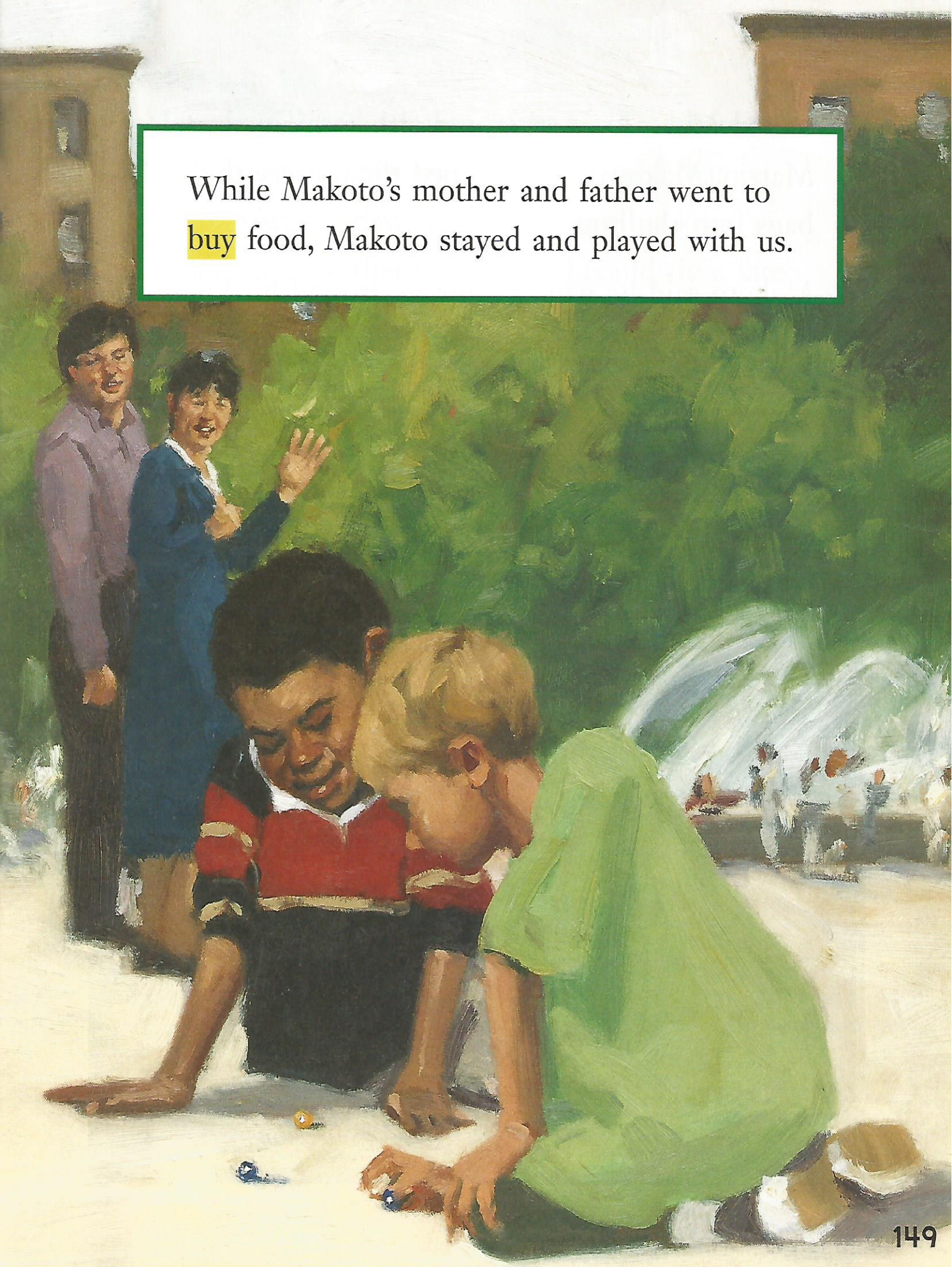
### **STOP AND THINK**

#### **Understanding Characters**

Why are Makoto's parents glad Makoto made new friends?



While Makoto's mother and father went to  
buy food, Makoto stayed and played with us.






When Makoto's mother and father rejoined us, Martin, Makoto, and I helped them carry the bags into the house.

Makoto said he would show us around his house. Then we went up to look at Makoto's room.






Makoto still had a lot of boxes to unpack. He had some nice toys and kites. He said that on the next windy day, we could bring his kites outside and fly them. He said I could fly a kite by myself.






Then we went outside to look  
at Makoto's pictures from Japan.  
He had them in a green book.







On the first page, we saw Makoto's old house in Japan. On the next page, we saw Makoto's family in Japan. The last page had pictures of Makoto's friends. They showed Makoto's seventh birthday party. Makoto said he wishes we could meet his old friends.



At the end of the day, Makoto's mother and father repaid us for helping—with cookies! We said “please” and “thank you” and ate up.




Makoto's father said he had a new job in the city. Makoto would be going to our school. We were all glad about that!









We said good-bye to Makoto and his mother and father. Then we went home to our families. We were glad to have a new friend next door.



# Grammar

Read  
Together

**Contractions** A **contraction** is a short way of writing two words. This mark ( ' ) takes the place of missing letters.



It is a very big truck!

**It's** a very big truck!

He is helping his dad.

**He's** helping his dad.

This box is not too heavy.

This box **isn't** too heavy.

I do not know what is in it.

I **don't** know what is in it.



### Try This!

Write the contractions for the underlined words. Use another sheet of paper.



1. I am happy to meet a new friend.
2. Today he is moving next door.
3. Jamal is not finished unpacking.
4. I do not know what games he likes.
5. His toys are not on the shelves yet.



### Grammar in Writing

When you proofread your writing, be sure you have written contractions correctly.